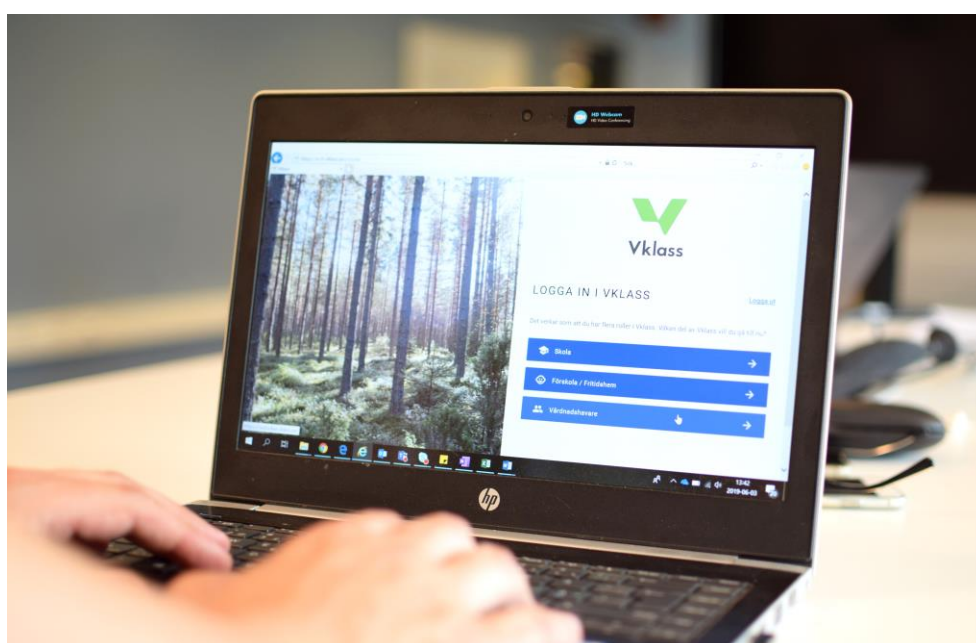




Kungsbacka

We´re Introducing Vklass

Vklass is our new pedagogical IT support system, which will replace Fronter and Skola24 from the autumn term of 2019.



Pedagogical IT-support

Vklass is a digital learning platform where students, staff and guardians can find information, and communicate with each other.

Vklass makes it easier for you to get an overview of the student's activities, everything from their timetable, planning and homework, to dealing with absences. You'll reach the different features via the Vklass website or app.



Kungsbacka

Settings

When you log in for the first time, you'll be directed to your settings. Choose here if you would like your phone number and email address to be hidden from other guardians or shown.

Registering an Absence

You'll register any absences in the app or on vklass.se. You cannot register an absence over the phone. Please note that absences must be registered by the guardian if the student is under 18 years old.

The premade choice is that you register an absence for the whole current day (day marked, the day's date). If you want to register any other period, such as a visit to the dentist in the middle of the day, you can choose 'Other Period.' You can see current and previous registered absences from the past six months.

Absence must be registered every day throughout the student's illness.

Holiday Applications

If the student is going to be away for a longer period of time, a holiday application must be made in Vklass. Please note that the application must be made by a guardian if the student is under 18 years old. You must always provide a reason as material for the school on which to base their approval or rejection.

When you apply for a holiday, you will get an email to confirm your application. When the school has approved or rejected the application, you will receive a further email.

Current and previous holiday applications from the past six months are shown. Click on one application to see a description as well as the school's reason for it being rejected, if applicable. You can also remove a future holiday application.

You'll Find More Support and Help Here


- Watch the instruction video about Vklass here: <https://support.vklass.se/knowledge-base/vh-oversikt/>
- Information site on kungsbacka.se: <https://www.kungsbacka.se/vklass>
- Questions and answers can be found on <https://support.vklass.se/>
- You can also contact the responsible pedagogue at your school.



Kungsbacka

Login for Guardians

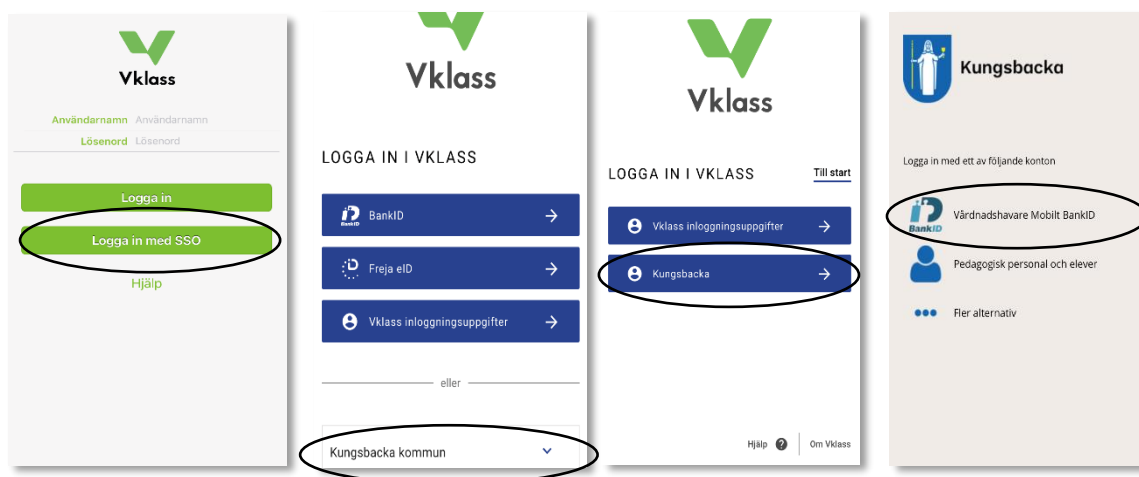
- Go to www.vklass.se
Choose organisation – **Kungsbacka Municipality**, and choose to log in with **BankID**.



How to Log in to the App



- Download the 'Vklass' app in the Appstore or Google Play.
- Choose Log in with **SSO** – Choose organisation – **Kungsbacka Municipality**. Then, choose to log in with **BankID**.

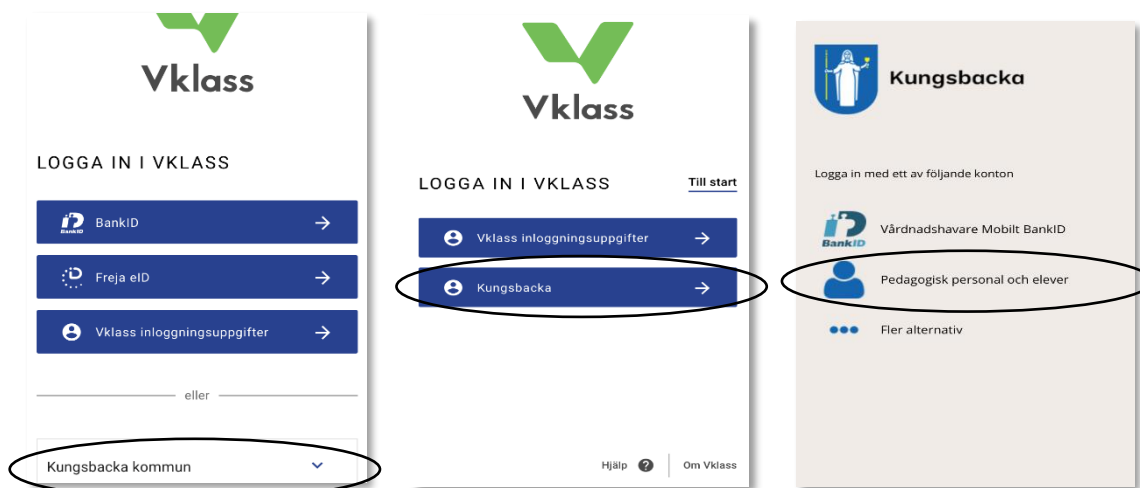




Kungsbacka


Login for Students

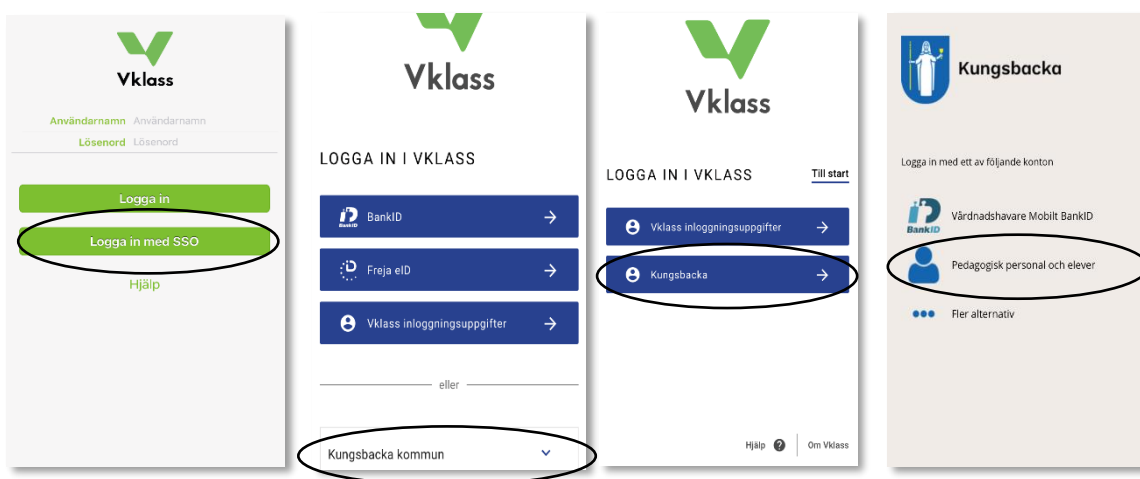
- Go to www.vklass.se
- Choose organisation – **Kungsbacka Municipality**. Then choose **Pedagogical staff and students**.



- Use your **login details** that you will get/have gotten from the school. You can also choose to log in with **BankID**.

How to Log in to the App

- Download the 'Vklass' app in the Appstore or Google Play. 
- Choose Log in with **SSO** – Choose organisation - **Kungsbacka Municipality**.



- Use your login details that you will get/have gotten from the school. You can also log in with **BankID**.